

Student Loan Debt: Who is Paying it Down?

JPMORGAN CHASE & CO.
INSTITUTE

Diana Farrell
Fiona Greig
Daniel M. Sullivan

Executive Summary

October 2020

Abstract

American families carry more than \$1.5 trillion in student loan debt. This debt provided many with the opportunity to pursue higher education, but remains for others a large, potentially crippling, financial burden. In this report, we explore how people of different socioeconomic groups are managing their student debt. We do this by linking administrative banking data, credit bureau records, and public records on race and ethnicity to create a unique data asset that includes the income, demographics, debt balances, and student loan payments of 301,583 individuals. In general, we find that borrowers of socioeconomic groups tend to manage student loans quite differently, often relying heavily on others—children, parents, and

spouses—in order to manage their debt. In particular, we find that while the median borrower is not unduly burdened by their debt, a significant minority of lower-income and younger borrowers are heavily burdened, required to make payments that constitute more than 10 percent of their take-home income. We also find that almost 40 percent of those involved in student debt repayment are making payments on other people's loans, with 27 percent of those involved holding no student debt whatsoever. These outside helpers play a key role in helping borrowers make progress on their loan. Nevertheless, we find that low-income and older borrowers are more likely to be several months behind on their payments,

and 7 percent of all borrowers not in deferral are on track to never pay off their loans. These dynamics of repayment put Black borrowers at a disadvantage, who, relative to White borrowers, have lower incomes and higher debt balances and are 4 times as likely to have no payments made against their loans, partly due to the fact that they are less likely to receive repayment help. This debt provided many with the opportunity to pursue higher education with commensurate income keeping debt burdens at reasonable rates. For others, student loan debt remains a large financial burden relative to income. In this report, we explore how people of different socioeconomic groups are managing their student debt.

About the Institute

The JPMorgan Chase Institute is harnessing the scale and scope of one of the world's leading firms to explain the global economy as it truly exists. Drawing on JPMorgan Chase's unique proprietary data, expertise, and market access, the Institute develops analyses and insights on the inner workings of the economy, frames critical problems, and convenes stakeholders and leading thinkers.

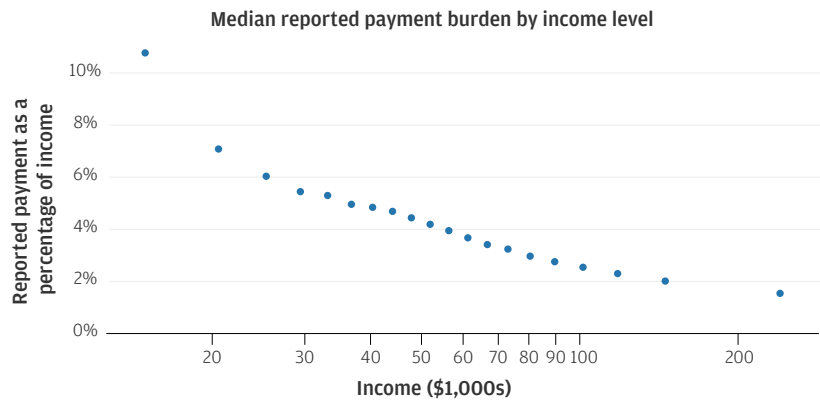
The mission of the JPMorgan Chase Institute is to help decision makers—policymakers, businesses, and nonprofit leaders—appreciate the scale, granularity, diversity, and interconnectedness of the global economic system and use timely data and thoughtful analysis to make more informed decisions that advance prosperity for all.

Executive Summary

American families carry more than \$1.5 trillion in student loan debt. This debt provided many with the opportunity to pursue higher education with commensurate income keeping debt burdens at reasonable rates. For others, student loan debt remains a large financial burden relative to income. In this report, we explore how people of different socioeconomic groups are managing their student debt.

Finding One

Although the median student loan borrower is obligated to pay 3.8 percent of their take-home income, many borrowers, especially lower-income and younger borrowers, face payment burdens well over 10 percent.

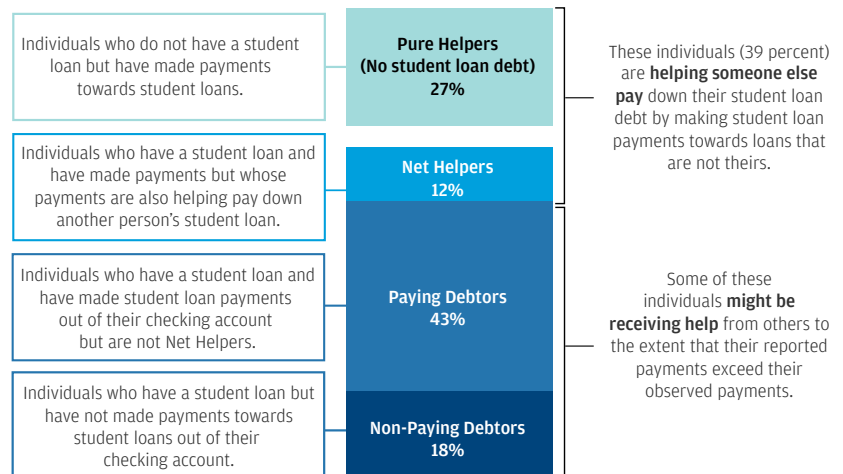


Note: Medians are calculated within twenty income quantiles. Each income bin is represented by its average income. Reported payment is total amount paid toward outstanding student debt during the twelve-month window December 2015 through November 2016. Income refers to take-home income.

Source: JPMorgan Chase Institute

Finding Two

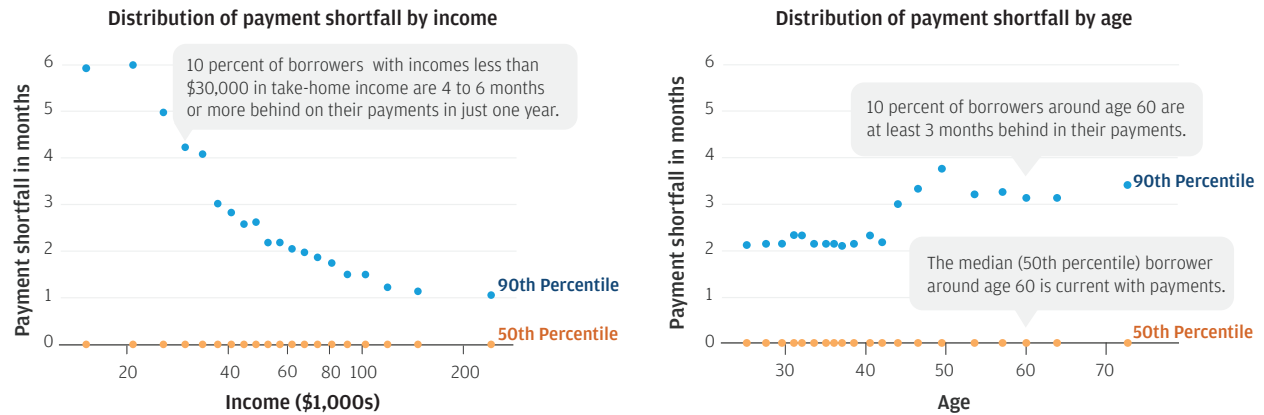
Almost 40 percent of individuals involved in student loan repayment are helping someone else pay off their student loan debt, with most helpers holding no student loan debt themselves.



Source: JPMorgan Chase Institute

Finding Three

Low-income and older borrowers are more likely to be behind on payments or in deferral, and roughly 7 percent of borrowers are projected not to repay their loans.

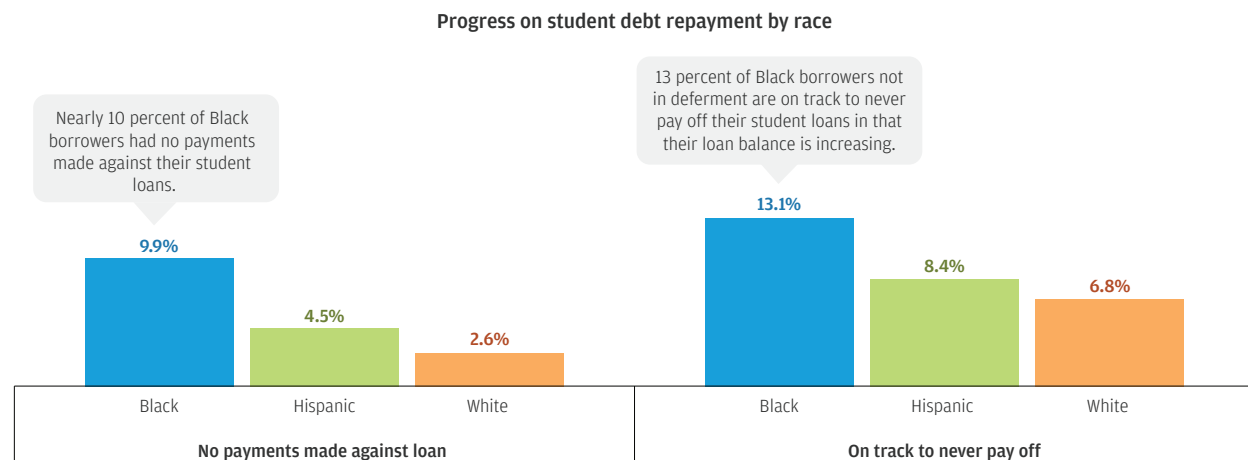


Note: Percentiles are calculated within twenty income and age quantiles, respectively. Each bin is represented along the x-axis by its average value. Payment shortfall is the difference between all scheduled and reported payments during the twelve-month window December 2015 through November 2016, divided by average monthly scheduled payment. Income refers to take-home income.

Source: JPMorgan Chase Institute

Finding Four

Compared to White and Hispanic student loan borrowers, Black borrowers are less likely to be making progress on their loans.



Note: The sample is restricted to borrowers who do not have a student loan in deferral or forbearance during the twelve-month window December 2015 through November 2016. Borrowers projected to never pay off debt have increasing balances over the twelve-month sample period; that is, interest charges over the course of the year are larger than total payments made. Income refers to take-home income.

Source: JPMorgan Chase Institute

In summary, this report finds that student debt holders are not a monolithic group. Many borrowers are not unreasonably burdened by student loan payments and are making payments on time. But certain segments of the student loan population are significantly burdened by their debt, especially low-income borrowers, the elderly, and Black borrowers. Moreover, we find that a significant portion of student debt payments are made not by the loan holder, but by other individuals not tied to the loan, presumably family members who may not directly reap the labor market returns to higher human capital investment. This means that the economic impacts of student debt likely affect a broader portion of the population than previously thought. Additionally, the prominent role of help in student loan repayment puts Black borrowers at a disadvantage in that they exhibit a greater unmet need for repayment assistance.

What should be done to address the disparate patterns we find in student loan borrower outcomes? It goes

without saying that curbing the rise in tuition costs and student loan debt borne by students and their families would address the problem at its root. In addition, reducing racial gaps in income and wealth would boost families' ability to pay for tuition and repay student loan debt among segments of the population most burdened by student loan debt.

Setting aside these structural issues that contribute to the patterns of student loan repayment that we observe, we explore a few possibilities for how targeted debt assistance programs could be expanded to alleviate the burden of existing student loan borrowers. As a general principle, because the majority of borrowers are managing their debt without being excessively burdened, efforts to alleviate undue burdens from student loan debt should be targeted at those who are facing truly difficult circumstances. This is true for payment assistance efforts like income-driven repayment (IDR) programs as well as more aggressive actions like debt forgiveness. A relatively easy first

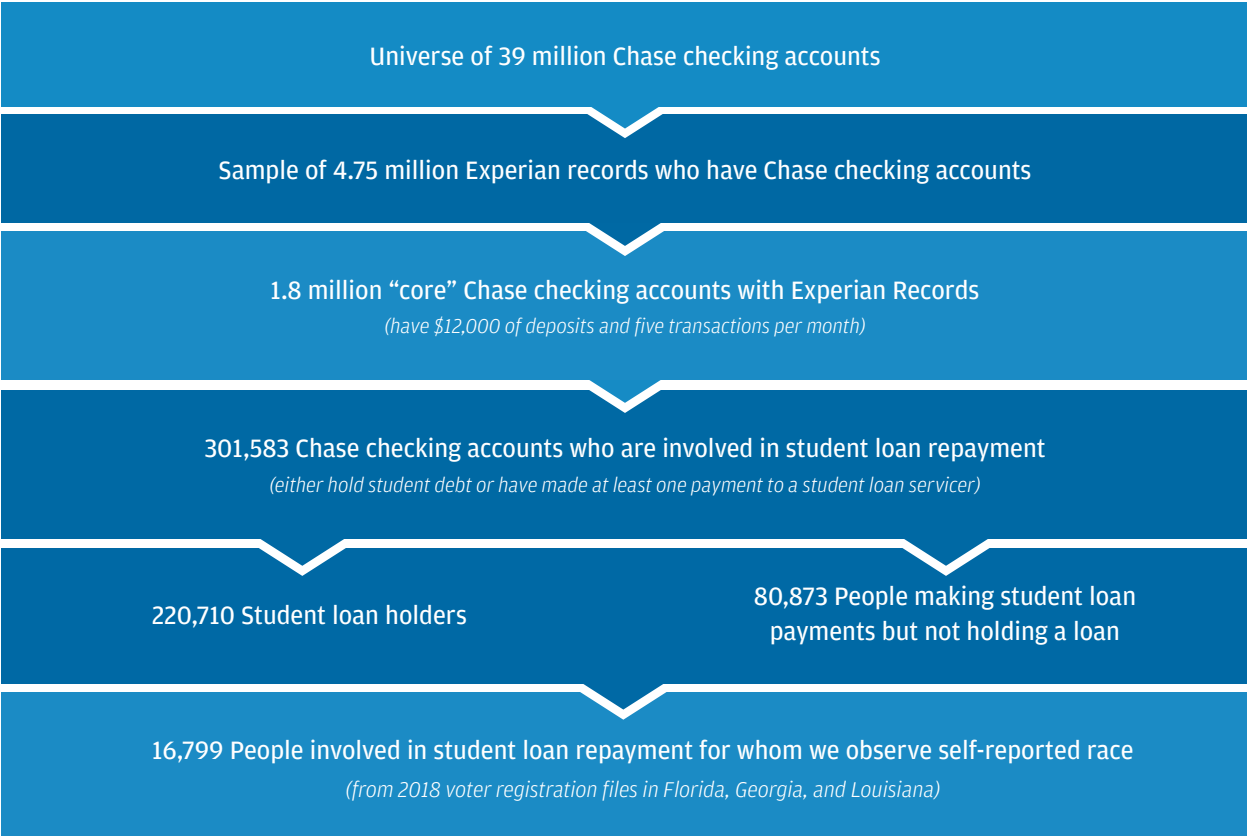
step in expanding targeted assistance would be to help additional borrowers benefit from improved access to existing payment assistance programs, such as IDR. Student loan debt policies and assistance programs should also take into consideration the extent to which students rely on a network of people to repay their student loans. Loan origination programs might want to rebalance eligibility of loans between students and parents. Additionally, there could be more avenues for payment assistance for parents. A possible complement to repayment relief programs is to allow for restructuring or forgiveness of student debt through a bankruptcy-like process.¹ A further step to address undue payment burdens would be to expand efforts to provide targeted debt forgiveness to those most burdened. Targeted student loan debt forgiveness could be a means of rebalancing our investments in public goods such as education across communities and insuring against the risk that borrowers, Black and Hispanic borrowers disproportionately, find themselves in a debt trap.

Data Asset

We assembled a novel dataset of 301,583 de-identified Chase checking account customers who had outstanding student debt or were making payments towards student debt. We linked Experian credit bureau data for December 2015 through November 2016 to these individuals' bank data. This joint data asset allows us to observe income, student loan payments, and key attributes of the student loan tradeline (e.g., origination date) and the account holder (e.g., age). For three states in our sample—Florida, Georgia, and

Louisiana—this also includes self-reported race and ethnicity data taken from public voter registration records. We constructed our sample of 301,583 from a larger match of 4.75 million Chase customers to Experian records covering December 2015 through November 2016. We then restricted this sample to those customers who meet certain activity criteria in order to ensure a reliable analytical sample. Customers in our sample must have been Chase customers for the entire period of study. They must have also actively used their Chase accounts;

we consider an account in active use if it has at least five transactions in every month of our sample period and at least \$12,000 in deposits over the course of the sample period. This gave us a base sample of 1.8 million customers. From these, we selected all individuals who either (a) have an open student loan in the Experian records or (b) make payments out of their Chase account to a student loan servicer, leaving us with our final sample of 301,583 customers involved in student debt repayment.



Acknowledgments

First and foremost, we thank Malu Menon and Bernard Ho for their outstanding analytical contributions to the report. We are additionally grateful to Natalie Cox and Chen Zhao for their support and contributions along the way.

We are also thankful for the invaluable support we received both from JPMorgan Chase Institute colleagues, including Anna Garnitz, Sruthi Rao, and Maggie Tarasovitch, as well as the constructive feedback we received from external academic and industry policy experts, including Jason Delisle, Rajashri Chakrabarti, Christa Gibbs, Thomas Conkling, Dubravka Ritter, Joelle Scally, Donghoon Lee, Andrew Haughwout, Darrick Hamilton, Seth Frotman, Kristin Blagg, Sandy Baum, and Brian Kreiswirth. We are deeply grateful for their generosity of time, insight, and support.

This research was possible because of the vital partnership, data, and knowledge from Experian, in particular Joyce Hwang, Thomas O'Neill, and Erin Keyser.

This effort would not have been possible without the diligent and ongoing support of our partners from the JPMorgan Chase Consumer and Community Bank and Corporate

Technology teams of data experts, including, but not limited to, Anoop Deshpande, Andrew Goldberg, Senthilkumar Gurusamy, Derek Jean-Baptiste, Anthony Ruiz, Stella Ng, Subhankar Sarkar, and Melissa Goldman. The project, which encompasses far more than the report itself, also received indispensable support from our Internal partners in the JPMorgan Chase Institute team, including Elizabeth Ellis, Alyssa Flaschner, Carolyn Gorman, Courtney Hacker, Chris Knouss, Sarah Kuehl, Carla Ricks, Gena Stern, Parita Shah, Haley Dorgan, Tremayne Smith, and Preeti Vaidya.

Finally, we would like to acknowledge Jamie Dimon, CEO of JPMorgan Chase & Co., for his vision and leadership in establishing the Institute and enabling the ongoing research agenda. Along with support from across the firm—notably from Peter Scher, Max Neukirchen, Joyce Chang, Marianne Lake, Jennifer Piepszak, Lori Beer, Derek Waldron, and Judy Miller—the Institute has had the resources and support to pioneer a new approach to contribute to global economic analysis and insight.

Suggested Citation

Farrell, Diana, Fiona Greig, and Daniel M. Sullivan. 2020. "Student Loan Debt: Who is Paying it Down?" JPMorgan Chase Institute. <http://www.jpmorganchase.com/corporate/institute/household-debt-student-loan-debt>.

For more information about the JPMorgan Chase Institute or this report, please see our website www.jpmorganchaseinstitute.com or e-mail institute@jpmchase.com.

This material is a product of JPMorgan Chase Institute and is provided to you solely for general information purposes. Unless otherwise specifically stated, any views or opinions expressed herein are solely those of the authors listed and may differ from the views and opinions expressed by J.P. Morgan Securities LLC (JPMS) Research Department or other departments or divisions of JPMorgan Chase & Co. or its affiliates. This material is not a product of the Research Department of JPMS. Information has been obtained from sources believed to be reliable, but JPMorgan Chase & Co. or its affiliates and/or subsidiaries (collectively J.P. Morgan) do not warrant its completeness or accuracy. Opinions and estimates constitute our judgment as of the date of this material and are subject to change without notice. The data relied on for this report are based on past transactions and may not be indicative of future results. The opinion herein should not be construed as an individual recommendation for any particular client and is not intended as recommendations of particular securities, financial instruments, or strategies for a particular client. This material does not constitute a solicitation or offer in any jurisdiction where such a solicitation is unlawful.

JPMORGAN CHASE & CO.

©2020 JPMorgan Chase & Co. All rights reserved. This publication or any portion hereof may not be reprinted, sold, or redistributed without the written consent of J.P. Morgan. www.jpmorganchaseinstitute.com